



CÔNG TY CỔ PHẦN MORINAGA  
NUTRITIONAL FOODS VIỆT NAM

----- ☪ ☪ ☪ -----

**BẢN TỰ CÔNG BỐ SẢN PHẨM**

**Số: 17/MORINAGA/2024**

**THỨC UỐNG SỮA TRÁI CÂY VỊ CAM ZINZIN**

**THÁI NGUYÊN, 2024**

CỘNG HÒA XÃ HỘI CHỦ NGHĨA VIỆT NAM

Độc lập - Tự do - Hạnh phúc

BẢN TỰ CÔNG BỐ SẢN PHẨM

Số: 17/MORINAGA/2024

I. Thông tin về tổ chức tự công bố sản phẩm

Tên tổ chức: Công ty Cổ phần Morinaga Nutritional Foods Việt Nam

Địa chỉ: Khu công nghiệp Nam Phổ Yên, phường Thuận Thành, thành phố Phổ Yên, tỉnh

Thái Nguyên.

Điện thoại: 02083 666 669

Fax: 02083 866 474

Mã số doanh nghiệp: 4600285900

II. Thông tin về sản phẩm

1. Tên sản phẩm: Thức uống sữa trái cây vị Cam ZinZin

*Phân nhóm sản phẩm: Thực phẩm bổ sung*

2. Thành phần:

Nước, đường (đường kính, xirô fructose - glucose), sữa bột (26,3 g/L), xirô nước ép cam (14,7 g/L), chất ổn định (466, 440), khoáng chất (calci gluconat, calci lactat), chất điều chỉnh độ axit (270, 330), dầu thực vật, hương liệu giống tự nhiên (hương cam), chất tạo ngọt tổng hợp (951, 950), màu tổng hợp (110), vitamin D3.

*Sản phẩm có chứa sữa.*

3. Thời hạn sử dụng sản phẩm: 8 tháng kể từ ngày sản xuất.

4. Quy cách đóng gói và chất liệu bao bì:

4.1. Quy cách đóng gói:

Đóng gói với thể tích thực: Hộp 110 ml, 180 ml.

*(Sai số định lượng phù hợp với Thông tư số 21/2014/TT-BKHCN của Bộ Khoa học và Công nghệ).*

4.2. Chất liệu bao bì:

Sản phẩm được chứa trong bao bì hộp giấy, bên trong là lớp PE chuyên dùng, ghép kín, đảm bảo yêu cầu an toàn thực phẩm theo QCVN 12-1:2011/BYT của Bộ Y tế.



## 5. Tên và địa chỉ cơ sở sản xuất sản phẩm:

**Tên cơ sở:** Công ty Cổ phần Morinaga Nutritional Foods Việt Nam.

**Địa chỉ:** Khu công nghiệp Nam Phổ Yên, phường Thuận Thành, thành phố Phổ Yên, tỉnh Thái Nguyên.

### III. Mẫu nhãn sản phẩm (đính kèm mẫu nhãn sản phẩm)

### IV. Yêu cầu về an toàn thực phẩm

Tổ chức sản xuất, kinh doanh thực phẩm đạt yêu cầu về an toàn thực phẩm theo:

QCVN 8-1:2011/BYT: Quy chuẩn kỹ thuật quốc gia đối với giới hạn ô nhiễm độc tố vi nấm trong thực phẩm.

QCVN 8-2:2011/BYT: Quy chuẩn kỹ thuật quốc gia đối với giới hạn ô nhiễm kim loại nặng trong thực phẩm.

QCVN 8-3:2012/BYT: Quy chuẩn kỹ thuật quốc gia đối với ô nhiễm vi sinh vật trong thực phẩm.

QCVN 6-2: 2010/BYT: Quy chuẩn kỹ thuật quốc gia đối với các sản phẩm đồ uống không cồn

Thông tư số 24/2013/TT-BYT: Quy định mức giới hạn tối đa dư lượng thuốc thú y trong thực phẩm.

Thông tư số 50/2016/TT-BYT: Quy định giới hạn tối đa dư lượng thuốc bảo vệ thực vật trong thực phẩm.

Chúng tôi xin cam kết thực hiện đầy đủ các quy định của pháp luật về an toàn thực phẩm và hoàn toàn chịu trách nhiệm về tính pháp lý của hồ sơ công bố và chất lượng, an toàn thực phẩm đối với sản phẩm đã công bố./.

Thái Nguyên, ngày 25 tháng 03 năm 2024



**TỔNG GIÁM ĐỐC**  
**CHIHAYA TAKASHI**





## ColourSafe Proof

System/size: TBA\_200\_SL  
 Design ID: VN-T718-02  
 Iteration: 001  
 Proof ID: 38grg1  
 Customer SKU:  
 Printmethod: Flexo Process  
 Opening: Straw  
 Creation date: 15-Jan-24

### About this proof

This proof has been created to provide you with a reproduction of the design content comprising CMYK colour, positioning of text and imagery which will be visible on the final packaging material. On paper material where mottling will be visible in the final print, the proof attempt to simulate it as closely as possible, but variation can occur. Unless this proof has been supplied showing the values of each spot colour used in the design then the proof should only be used for the approval of design content and should not be used as a guide to match spot colours with the final printed package. If the proof has been provided with an attached label then the proof can be used to give a close reproduction of the specified spot colours. Included on the proof will be the target colours shown as both a numeric and a Lab value. The delta E value is used to indicate how close the colour on the proof is to the target colour. If the colour reference is unclear please contact your local Tetra Pak representative. As the colours of modern digital proofs will vary depend upon the lightning conditions under which they are viewed it is important that they are always assessed under a standard light of 5000K. If a proof is viewed under a light source with an incorrect colour temperature then the colours of the proof will not be correct and an approval should not be provided. The supplied MetaMeric Strip allows you to confirm whether the lighting conditions corresponds to standard illumination and whether an assessment is valid.

### Approval

By providing approval to this proof you are confirming that the design content, colour and format is approved for production. As with any industrial process, certain production deviations can occur and, while we undertake to minimise all deviations, the final product may not be in exact conformance to this proof. For further details please refer to the Tetra Pak design manuals. Please be aware that as the design owner you are fully responsible for the design in this proof, including ensuring that the design is not infringing any third party intellectual property rights and that all legal requirements in the jurisdiction of sale [of the package] is met.

Signature:   
 Name: A. H. Thel  
 Date: 22/01/2024

This proof is valid for design content and process colours only, spot colours are for reference only.




Metameric sticker


Test: Mon Jan 15 10:13:46 2024 Job: 20240115033739  
 Colorname: P1655C Target LAB Value: 59.3 64.8 76.5 Proof DE: dE=0.54



Là C xác nhận

RXD xác nhận

 H.T. lins  
 13-3-2024

  
 22/01/24





Giá trị dinh dưỡng trung bình trong 180 ml sản phẩm

Năng lượng	95,7	kcal
Chất đạm	1,58	g
Chất béo	0,29	g
Hydrat cacbon	21,68	g
Calci (Canxi)	115,0	mg
Vitamin D3	100,0	IU

**Thành phần:** Nước, đường (đường kính, xirô fructose - glucose), sữa bột (26,3 g/L), xirô nước ép cam (14,7 g/L), chất ổn định (466, 440), khoáng chất (calci gluconat, calci lactat), chất điều chỉnh độ axit (270, 330), dầu thực vật, hương liệu giống tự nhiên (hương cam), chất tạo ngọt tổng hợp (951, 950), màu tổng hợp (110), vitamin D3.

Sản phẩm có chứa sữa.



**CÔNG TY CỔ PHẦN MORINAGA NUTRITIONAL FOODS VIỆT NAM**  
Công ty thuộc tập đoàn Morinaga Milk Industry Group  
Địa chỉ: Khu công nghiệp Nam Phố Yên, phường Thuận Thành, thành phố Phố Yên, tỉnh Thái Nguyên.  
Hotline: 1800-888-602  
Website: www.morinaga-nf.com.vn  
Sản xuất tại Việt Nam.

**Hướng dẫn sử dụng:** Uống trực tiếp, lắc đều trước khi uống. Ngon hơn khi uống lạnh.  
Sản phẩm cho một lần sử dụng. Hiện tượng thay đổi màu sắc và lắng đọng tự nhiên không làm ảnh hưởng đến chất lượng sản phẩm.  
**Hướng dẫn bảo quản:** Bảo quản nơi khô ráo, thoáng mát, tránh ánh nắng trực tiếp.

**Nhu cầu khuyến nghị:** Nên dùng 1 - 2 hộp mỗi ngày. Không dùng cho trẻ dưới 1 tuổi.  
**NSX và HSD:** Xem trên bao bì sản phẩm.



ColourSafe Proof

System/size: TBA\_200\_SL  
Design ID: VN-T718-02  
Iteration: 001  
Proof ID: 3d0i5v  
Customer SKU:  
Printmethod: Flexo Process  
Opening: Straw  
Creation date: 15-Jan-24

About this proof

This proof has been created to provide you with a reproduction of the design content comprising CMYK colour, positioning of text and imagery which will be visible on the final packaging material. On paper material where mottling will be visible in the final print, the proof attempt to simulate it as closely as possible, but variation can occur. Unless this proof has been supplied showing the values of each spot colour used in the design then the proof should only be used for the approval of design content and should not be used as a guide to match spot colours with the final printed package. If the proof has been provided with an attached label then the proof can be used to give a close reproduction of the specified spot colours. Included on the proof will be the target colours shown as both a numeric and a Lab value. The delta E value is used to indicate how close the colour on the proof is to the target colour. If the colour reference is unclear please contact your local Tetra Pak representative. As the colours of modern digital proofs will vary depend upon the lightning conditions under which they are viewed it is important that they are always assessed under a standard light of 5000K. If a proof is viewed under a light source with an incorrect colour temperature then the colours of the proof will not be correct and an approval should not be provided. The supplied MetaMeric Strip allows you to confirm whether the lighting conditions corresponds to standard illumination and whether an assessment is valid.


Approval

By providing approval to this proof you are confirming that the design content, colour and format is approved for production. As with any industrial process, certain production deviations can occur and, while we undertake to minimise all deviations, the final product may not be in exact conformance to this proof. For further details please refer to the Tetra Pak design manuals. Please be aware that as the design owner you are fully responsible for the design in this proof, including ensuring that the design is not infringing any third party intellectual property rights and that all legal requirements in the jurisdiction of sale [of the package] is met.

Signature:   
Name: G. H. Thol  
Date: 22/01/24



This proof is valid for design content and process colours only, spot colours are for reference only.



Test: Mon Jan 15 10:13:46 2024 Job: 20240115033739  
Colorname: P1655C Target LAB Value: 59.3 64.8 76.5 Proof DE: dE=0.52

L&C Confirm

H.T. Gius

18.3.2024

Rx D xac

22/1/24





VN\_T718\_11\_T0083C\_T718\_21\_T0053C  
\_T718\_31\_T0014C\_T718\_41\_T0097C  
\_T718\_51\_P1655C



## ColourSafe Proof


System/size: TBA\_200\_SL  
Design ID: VN-T718-02  
Iteration: 001  
Proof ID: 1nekc0  
Customer SKU:  
Printmethod: Flexo Process  
Opening: Straw  
Creation date: 15-Jan-24

### About this proof

This proof has been created to provide you with a reproduction of the design content comprising CMYK colour, positioning of text and imagery which will be visible on the final packaging material. On paper material where mottling will be visible in the final print, the proof attempt to simulate it as closely as possible, but variation can occur. Unless this proof has been supplied showing the values of each spot colour used in the design then the proof should only be used for the approval of design content and should not be used as a guide to match spot colours with the final printed package. If the proof has been provided with an attached label then the proof can be used to give a close reproduction of the specified spot colours. Included on the proof will be the target colours shown as both a numeric and a Lab value. The delta E value is used to indicate how close the colour on the proof is to the target colour. If the colour reference is unclear please contact your local Tetra Pak representative. As the colours of modern digital proofs will vary depend upon the lightning conditions under which they are viewed it is important that they are always assessed under a standard light of 5000K. If a proof is viewed under a light source with an incorrect colour temperature then the colours of the proof will not be correct and an approval should not be provided. The supplied MetaMeric Strip allows you to confirm whether the lighting conditions corresponds to standard illumination and whether an assessment is valid.

### Approval

By providing approval to this proof you are confirming that the design content, colour and format is approved for production. As with any industrial process, certain production deviations can occur and, while we undertake to minimise all deviations, the final product may not be in exact conformance to this proof. For further details please refer to the Tetra Pak design manuals. Please be aware that as the design owner you are fully responsible for the design in this proof, including ensuring that the design is not infringing any third party intellectual property rights and that all legal requirements in the jurisdiction of sale [of the package] is met.

Signature:   
Name: K. H. Thel  
Date: 23/01/2024

This proof is valid for design content and process colours only, spot colours are for reference only.



Metameric sticker

Test: Mon Jan 15 10:13:46 2024 Job: 20240115033739  
Colormame P1655C Target LAB Value 59.3 64.8 76.5  
Proof DE dE=0.56

L&C xác nhận  
nhl  
H.T. Lins  
13.3.2024

RX Dxac  
22/1/24







## ColourSafe Proof

System/size: TBA\_200\_SL  
Design ID: VN-T718-02  
Iteration: 001  
Proof ID: 1jyyr3  
Customer SKU:  
Printmethod: Flexo Process  
Opening: Straw  
Creation date: 15-Jan-24

### About this proof

This proof has been created to provide you with a reproduction of the design content comprising CMYK colour, positioning of text and imagery which will be visible on the final packaging material. On paper material where mottling will be visible in the final print, the proof attempt to simulate it as closely as possible, but variation can occur. Unless this proof has been supplied showing the values of each spot colour used in the design then the proof should only be used for the approval of design content and should not be used as a guide to match spot colours with the final printed package. If the proof has been provided with an attached label then the proof can be used to give a close reproduction of the specified spot colours. Included on the proof will be the target colours shown as both a numeric and a Lab value. The delta E value is used to indicate how close the colour on the proof is to the target colour. If the colour reference is unclear please contact your local Tetra Pak representative. As the colours of modern digital proofs will vary depend upon the lightning conditions under which they are viewed it is important that they are always assessed under a standard light of 5000K. If a proof is viewed under a light source with an incorrect colour temperature then the colours of the proof will not be correct and an approval should not be provided. The supplied MetaMeric Strip allows you to confirm whether the lighting conditions corresponds to standard illumination and whether an assessment is valid.

### Approval

By providing approval to this proof you are confirming that the design content, colour and format is approved for production. As with any industrial process, certain production deviations can occur and, while we undertake to minimise all deviations, the final product may not be in exact conformance to this proof. For further details please refer to the Tetra Pak design manuals.


Please be aware that as the design owner you are fully responsible for the design in this proof, including ensuring that the design is not infringing any third party intellectual property rights and that all legal requirements in the jurisdiction of sale [of the package] is met.

Signature:

Name: H.T. Linh

Date: 22/01/2024

This proof is valid for design content and process colours only, spot colours are for reference only.



Metameric sticker



Giá trị dinh dưỡng trung bình trong 180 ml sản phẩm

Năng lượng	95,7	kcal
Chất đạm	1,58	g
Chất béo	0,29	g
Hydrat cacbon	21,68	g
Calci (Canxi)	115,0	mg
Vitamin D3	100,0	IU

Thành phần: Nước, đường (đường kính, xirô fructose - glucose), sữa bột (26,3 g/L), xirô nước ép cam (14,7 g/L), chất ổn định (466, 440), khoáng chất (calci gluconat, calci lactat), chất điều chỉnh độ axit (270, 330), dầu thực vật, hương liệu giống tự nhiên (hương cam), chất tạo ngọt tổng hợp (951, 950), màu tổng hợp (110), vitamin D3.

Sản phẩm có chứa sữa.

SỮA TRÁI CÂY  
**LinZin**  
VỊ CAM



CÔNG TY CỔ PHẦN MORINAGA  
NUTRITIONAL FOODS VIỆT NAM

Công ty thuộc tập đoàn  
Morinaga Milk Industry Group  
Địa chỉ: Khu công nghiệp Nam  
Phố Yên, phường Thuận Thành,  
thành phố Phố Yên,  
tỉnh Thái Nguyên.  
Hotline: 1800-888-602  
Website: www.morinaga-nf.com.vn  
Sân xuất tại Việt Nam.

Hướng dẫn sử dụng: Uống trực tiếp, lắc đều trước khi uống. Ngon hơn khi uống lạnh.  
Sản phẩm cho một lần sử dụng.  
Hiện tượng thay đổi màu sắc và lắng đọng tự nhiên không làm ảnh hưởng đến chất lượng sản phẩm.  
Hướng dẫn bảo quản: Bảo quản nơi khô ráo, thoáng mát, tránh ánh nắng trực tiếp.

Nhu cầu khuyến nghị: Nên dùng 1-2 hộp mỗi ngày.  
Không dùng cho trẻ dưới 1 tuổi.  
NSX và HSD: Xem trên bao bì sản phẩm.



THỂ TÍCH THỰC:  
180 ml

CÁNG TRẦN NĂNG LƯỢNG  
Thực phẩm bổ sung

THỂ TÍCH THỰC:  
180 ml

CÁNG

Test: Mon Jan 15 10:13:46 2024 Job: 20240115033739  
Colormame  
P1655C

Target LAB Value  
59.3 64.8 76.5

Proof DE  
dE=0.53

L&C xác nhận  
nhớ  
H.T. Linh

13.3.2024

R&D xác nhận  
22/1/24





A01 VN\_T717\_42\_T0097C  
52\_P1655C

VN\_T717\_12\_T0083C  
22\_T0053C\_32\_T0014C



## ColourSafe Proof

System/size: TBA\_125\_SL  
Design ID: VN-T717-02  
Iteration: 002  
Proof ID: 61fakx  
Customer SKU:  
Printmethod: Flexo Process  
Opening: Straw  
Creation date: 16-Jan-24

### About this proof

This proof has been created to provide you with a reproduction of the design content comprising CMYK colour, positioning of text and imagery which will be visible on the final packaging material. On paper material where mottling will be visible in the final print, the proof attempt to simulate it as closely as possible, but variation can occur. Unless this proof has been supplied showing the values of each spot colour used in the design then the proof should only be used for the approval of design content and should not be used as a guide to match spot colours with the final printed package. If the proof has been provided with an attached label then the proof can be used to give a close reproduction of the specified spot colours. Included on the proof will be the target colours shown as both a numeric and a Lab value. The delta E value is used to indicate how close the colour on the proof is to the target colour. If the colour reference is unclear please contact your local Tetra Pak representative. As the colours of modern digital proofs will vary depend upon the lighting conditions under which they are viewed it is important that they are always assessed under a standard light of 5000K. If a proof is viewed under a light source with an incorrect colour temperature then the colours of the proof will not be correct and an approval should not be provided. The supplied MetaMeric Strip allows you to confirm whether the lighting conditions corresponds to standard illumination and whether an assessment is valid.

### Approval

By providing approval to this proof you are confirming that the design content, colour and format is approved for production. As with any industrial process, certain production deviations can occur and, while we undertake to minimise all deviations, the final product may not be in exact conformance to this proof. For further details please refer to the Tetra Pak design manuals. Please be aware that as the design owner you are fully responsible for the design in this proof, including ensuring that the design is not infringing any third party intellectual property rights and that all legal requirements in the jurisdiction of sale [of the package] is met.

Signature:   
Name: G. Ha Thol  
Date: 22/01/24

This proof is valid for design content and process colours only, spot colours are for reference only.



Metameric sticker

Test: Tue Jan 16 09:38:34 2024 Job: 20240116031352  
Colorname: P1655C  
Target LAB Value: 59.3 64.8 76.5  
Proof DE: dE=0.53

L&C xác nhận

H.T. Linh

13.8.2024

R&D xác nhận

22/1/24





B01 VN\_T717\_42\_T0097C  
52\_P1655C

VN\_T717\_12\_T0083C  
22\_T0053C\_32\_T0014C



## ColourSafe Proof

System/size: TBA\_125\_SL  
Design ID: VN-T717-02  
Iteration: 002  
Proof ID: 5trfqh  
Customer SKU:  
Printmethod: Flexo Process  
Opening: Straw  
Creation date: 16-Jan-24

### About this proof


This proof has been created to provide you with a reproduction of the design content comprising CMYK colour, positioning of text and imagery which will be visible on the final packaging material. On paper material where mottling will be visible in the final print, the proof attempt to simulate it as closely as possible, but variation can occur. Unless this proof has been supplied showing the values of each spot colour used in the design then the proof should only be used for the approval of design content and should not be used as a guide to match spot colours with the final printed package. If the proof has been provided with an attached label then the proof can be used to give a close reproduction of the specified spot colours. Included on the proof will be the target colours shown as both a numeric and a Lab value. The delta E value is used to indicate how close the colour on the proof is to the target colour. If the colour reference is unclear please contact your local Tetra Pak representative. As the colours of modern digital proofs will vary depend upon the lightning conditions under which they are viewed it is important that they are always assessed under a standard light of 5000K. If a proof is viewed under a light source with an incorrect colour temperature then the colours of the proof will not be correct and an approval should not be provided. The supplied MetaMeric Strip allows you to confirm whether the lighting conditions corresponds to standard illumination and whether an assessment is valid.

### Approval

By providing approval to this proof you are confirming that the design content, colour and format is approved for production. As with any industrial process, certain production deviations can occur and, while we undertake to minimise all deviations, the final product may not be in exact conformance to this proof. For further details please refer to the Tetra Pak design manuals. Please be aware that as the design owner you are fully responsible for the design in this proof, including ensuring that the design is not infringing any third party intellectual property rights and that all legal requirements in the jurisdiction of sale [of the package] is met.

Signature:   
Name:   
Date: 29/01/24

This proof is valid for design content and process colours only, spot colours are for reference only.



Metameric sticker

Test: Tue Jan 16 09:38:34 2024 Job: 20240116031352  
Colorname Target LAB Value Proof DE  
P1655C 59.3 64.8 76.5 dE=0.50

L & C xác nhận  
H.T. Linh  
13-3-2024

RXD xác nhận  
22/1/24





D01 VN\_T717\_42\_T0097C  
52\_P1655C

VN\_T717\_12\_T0083C  
22\_T0053C\_32\_T0014C



## ColourSafe Proof

System/size: TBA\_125\_SL  
Design ID: VN-T717-02  
Iteration: 002  
Proof ID: 131nx9  
Customer SKU:  
Printmethod: Flexo Process  
Opening: Straw  
Creation date: 16-Jan-24

### About this proof

This proof has been created to provide you with a reproduction of the design content comprising CMYK colour, positioning of text and imagery which will be visible on the final packaging material. On paper material where mottling will be visible in the final print, the proof attempt to simulate it as closely as possible, but variation can occur. Unless this proof has been supplied showing the values of each spot colour used in the design then the proof should only be used for the approval of design content and should not be used as a guide to match spot colours with the final printed package. If the proof has been provided with an attached label then the proof can be used to give a close reproduction of the specified spot colours. Included on the proof will be the target colours shown as both a numeric and a Lab value. The delta E value is used to indicate how close the colour on the proof is to the target colour. If the colour reference is unclear please contact your local Tetra Pak representative. As the colours of modern digital proofs will vary depend upon the lightning conditions under which they are viewed it is important that they are always assessed under a standard light of 5000K. If a proof is viewed under a light source with an incorrect colour temperature then the colours of the proof will not be correct and an approval should not be provided. The supplied MetaMeric Strip allows you to confirm whether the lighting conditions corresponds to standard illumination and whether an assessment is valid.

### Approval

By providing approval to this proof you are confirming that the design content, colour and format is approved for production. As with any industrial process, certain production deviations can occur and, while we undertake to minimise all deviations, the final product may not be in exact conformance to this proof. For further details please refer to the Tetra Pak design manuals. Please be aware that as the design owner you are fully responsible for the design in this proof, including ensuring that the design is not infringing any third party intellectual property rights and that all legal requirements in the jurisdiction of sale [of the package] is met.

Signature:   
Name: K. Hoang  
Date: 22/01/24

This proof is valid for design content and process colours only, spot colours are for reference only.



Metameric sticker

Test: Tue Jan 16 09:38:34 2024 Job: 20240116031352  
Colorname Target LAB Value Proof DE  
P1655C 59.3 64.8 76.5 dE=0.51

Rx Dxac nhan

L&C xac nhan  
H.T. lms 15.3.24





C01 VN\_T717\_42\_T0097C  
52\_P1655C

VN\_T717\_12\_T0083C  
22\_T0053C\_32\_T0014C



## ColourSafe Proof

System/size: TBA\_125\_SL  
Design ID: VN-T717-02  
Iteration: 002  
Proof ID: ht3r1  
Customer SKU:  
Printmethod: Flexo Process  
Opening: Straw  
Creation date: 16-Jan-24

### About this proof

This proof has been created to provide you with a reproduction of the design content comprising CMYK colour, positioning of text and imagery which will be visible on the final packaging material. On paper material where mottling will be visible in the final print, the proof attempt to simulate it as closely as possible, but variation can occur. Unless this proof has been supplied showing the values of each spot colour used in the design then the proof should only be used for the approval of design content and should not be used as a guide to match spot colours with the final printed package. If the proof has been provided with an attached label then the proof can be used to give a close reproduction of the specified spot colours. Included on the proof will be the target colours shown as both a numeric and a Lab value. The delta E value is used to indicate how close the colour on the proof is to the target colour. If the colour reference is unclear please contact your local Tetra Pak representative. As the colours of modern digital proofs will vary depend upon the lightning conditions under which they are viewed it is important that they are always assessed under a standard light of 5000K. If a proof is viewed under a light source with an incorrect colour temperature then the colours of the proof will not be correct and an approval should not be provided. The supplied MetaMeric Strip allows you to confirm whether the lighting conditions corresponds to standard illumination and whether an assessment is valid.


### Approval

By providing approval to this proof you are confirming that the design content, colour and format is approved for production. As with any industrial process, certain production deviations can occur and, while we undertake to minimise all deviations, the final product may not be in exact conformance to this proof. For further details please refer to the Tetra Pak design manuals.

Please be aware that as the design owner you are fully responsible for the design in this proof, including ensuring that the design is not infringing any third party intellectual property rights and that all legal requirements in the jurisdiction of sale [of the package] is met.

Signature:   
Name: 16 Hg Thal  
Date: 22/01/24

This proof is valid for design content and process colours only, spot colours are for reference only.



Metameric sticker

Test: Tue Jan 16 09:38:34 2024 Job: 20240116031352  
Colorname: P1655C Target LAB Value: 59.3 64.8 76.5 Proof DE: dE=0.43

L & C xác nhận  
H.T. Linh  
13.3.24

R & D xác nhận  
22/1/24







Report N°: 0000472126

Page N° 1/9

Ho Chi Minh City, Date: March 25, 2024  
TP. Hồ Chí Minh, Ngày: 25/03/2024

**ANALYSIS REPORT**  
**BÁO CÁO PHÂN TÍCH**

**JOB NO.: 2403A-0950**  
Đơn hàng: 2403A-0950

**CLIENT'S NAME** : MORINAGA NUTRITIONAL FOODS VIETNAM JOINT STOCK COMPANY  
Tên khách hàng : CÔNG TY CỔ PHẦN MORINAGA NUTRITIONAL FOODS VIỆT NAM

**CLIENT'S ADDRESS** : NAM PHO YEN INDUSTRIAL PARK, THUAN THANH WARD, PHO YEN CITY, THAI  
Địa chỉ : NGUYEN PROVINCE, VIETNAM  
KCN NAM PHỖ YÊN, PHƯỜNG THUẬN THÀNH, THÀNH PHỐ PHỖ YÊN, TỈNH THÁI  
NGUYÊN, VIỆT NAM

**SAMPLE INFORMATION:**  
**THÔNG TIN MẪU**

**Sampled/ Submitted by** : Client  
Được lấy/ gửi bởi : Khách hàng

**Client's reference** : Thức uống Sữa trái cây vị cam Zinzin  
Chú thích của khách hàng :

The above information is submitted and identified by the client/applicant.  
Các thông tin trên được cung cấp và nhận dạng bởi khách hàng/người yêu cầu.

**Sample description** : Beverage (approx. gr. wt. 1.476kg) in 12 full labeled paper  
Mô tả mẫu : containers  
Thức uống (khoảng 1.476kg bao gồm bao bì) chứa trong 12 vật chứa bằng  
giấy nhãn mác đầy đủ

**Sample ID** : 2403A-0950.003  
Mã số mẫu :

**Date sample(s) received** : March 08, 2024  
Ngày nhận mẫu : 08/03/2024

**Testing period** : March 08, 2024 - March 14, 2024  
Thời gian thử nghiệm : 08/03/2024 - 14/03/2024

**Test(s) requested** : As applicant's requirement  
Yêu cầu thử nghiệm : Theo yêu cầu của khách hàng

**Test result(s)** : Please refer to the next page(s)  
Kết quả kiểm nghiệm : Vui lòng tham khảo trang sau

**SGS Vietnam Ltd.**

198 Nguyen Thi Minh Khai St., Vo Thi Sau Ward, Dist.3, Ho Chi Minh City, Vietnam  
**HCM Laboratory:** Lot III/21, St. 19/5A, Group CN III, Tan Binh IZ, Tay Thanh Ward,  
Tan Phu Dist., Ho Chi Minh City, Vietnam  
**Can Tho Laboratory:** Korea - VN Incubator Park in Can Tho, 8th St.,  
Tra Noc 2 IZ, Phuoc Thoi Ward, O Mon Dist., Can Tho City, Vietnam  
t(84-28) 3935 1920 f(84-28) 3935 1921 [www.sgs.vn](http://www.sgs.vn)



Report N°: 0000472126

Page N° 2/9

**TEST RESULT(S)**  
**KẾT QUẢ KIỂM NGHIỆM**

Analyte Chỉ tiêu phân tích	Method Phương pháp	Result Kết quả	LOD	LOQ	Unit Đơn vị	Remark Chú thích
1. Total Plate Count (Mesophilic aerobic microorganism) <i>Tổng số vi sinh vật hiếu khí</i>	ISO 4833-1:2013/ Amd 1:2022	<1	-	1	cfu/mL	
2. Total Coliforms <i>Coliform tổng</i>	ISO 4832:2006	<1	-	1	cfu/mL	
3. Clostridium perfringens <i>Clostridium perfringens</i>	ISO 7937:2004	<1	-	1	cfu/mL	
4. Enterobacteriaceae <i>Enterobacteriaceae</i>	ISO 21528-2:2017	<1	-	1	cfu/mL	
5. E. coli <i>E. coli</i>	ISO 16649-2:2001	<1	-	1	cfu/mL	
6. Listeria monocytogenes <i>Listeria monocytogenes</i>	ISO 11290-2:2017	<1	-	1	cfu/mL	
7. Pseudomonas aeruginosa <i>Pseudomonas aeruginosa</i>	LFOD-TST-SOP-8930	<1	-	1	cfu/mL	
8. Faecal streptococci <i>Liên cầu khuẩn đường ruột</i>	BS 4285-3.11:1985	<1	-	1	cfu/mL	
9. Staphylococcus aureus <i>Staphylococcus aureus</i>	US FDA BAM Chapter 12	<1	-	1	cfu/mL	
10. Total Yeast and Mold <i>Tổng nấm men và nấm mốc</i>	ISO 21527-1:2008	<1	-	1	cfu/mL	
11. Aflatoxin M1 <i>Aflatoxin M1</i>	ISO 14501:2021	Not Detected <i>Không phát hiện</i>	0.003	0.01	µg/kg	
12. Gentamicin (sum of gentamicin C1, gentamicin C1a, gentamicin C2 and gentamicin C2a) <i>Gentamicin (tổng của gentamicin C1, gentamicin C1a, gentamicin C2 và gentamicin C2a)</i>	CATH-LFOD-TST-SOP-8002 <sup>(1)</sup>	Not Detected <i>Không phát hiện</i>	10	30	µg/L	
13. Streptomycin (Sum of dihydrostreptomycin and streptomycin) <i>Streptomycin (Tổng của dihydrostreptomycin và streptomycin)</i>	CATH-LFOD-TST-SOP-8002 <sup>(1)</sup>	Not Detected <i>Không phát hiện</i>	_(a)	_(a)	µg/L	

**SGS Vietnam Ltd.**

198 Nguyen Thi Minh Khai St., Vo Thi Sau Ward, Dist.3, Ho Chi Minh City, Vietnam  
**HCM Laboratory:** Lot III/21, St. 19/5A, Group CN III, Tan Binh IZ, Tay Thanh Ward, Tan Phu Dist., Ho Chi Minh City, Vietnam  
**Can Tho Laboratory:** Korea - VN Incubator Park in Can Tho, 8th St., Tra Noc 2 IZ, Phuoc Thoi Ward, O Mon Dist., Can Tho City, Vietnam  
 t(84-28) 3935 1920 f(84-28) 3935 1921 [www.sgs.vn](http://www.sgs.vn)

This document is issued by the Company subject to its General Conditions of Service <http://www.sgs.com/vn/Terms-and-Conditions.aspx>. Attention is drawn to the limitations of liability, indemnification and jurisdictional issues established therein.  
 This document is to be treated as an original within the meaning of UCP 600. Any holder of this document is advised that information contained hereon reflects the Company's findings at the time of its intervention only and within the limits of client's instructions, if any. The Company's sole responsibility is to its Client and this document does not exonerate parties to a transaction from exercising all their rights and obligations under the transaction documents. Any unauthorized alteration, forgery or falsification of the content or appearance of this document is unlawful and offenders may be prosecuted to the fullest extent of the law.





Report N°: 0000472126

Page N° 3/9

Analyte Chỉ tiêu phân tích	Method Phương pháp	Result Kết quả	LOD	LOQ	Unit Đơn vị	Remark Chú thích
14. Dihydrostreptomycin <i>Dihydrostreptomycin</i>	CATH-LFOD-TST-SOP- 8002 <sup>(1)</sup>	Not Detected <i>Không phát hiện</i>	10	30	µg/L	
15. Streptomycin <i>Streptomycin</i>	CATH-LFOD-TST-SOP- 8002 <sup>(1)</sup>	Not Detected <i>Không phát hiện</i>	10	30	µg/L	
16. Neomycin (sum of Neomycin B and Neomycin C) <i>Neomycin (tổng của Neomycin B và Neomycin C)</i>	CATH-LFOD-TST-SOP- 8002 <sup>(1)</sup>	Not Detected <i>Không phát hiện</i>	10	30	µg/L	
17. Spectinomycin <i>Spectinomycin</i>	CATH-LFOD-TST-SOP- 8002 <sup>(1)</sup>	Not Detected <i>Không phát hiện</i>	10	30	µg/L	
18. Dexamethasone <i>Dexamethasone</i>	CATH-LFOD-TST-SOP- 8004 <sup>(1)</sup>	Not Detected <i>Không phát hiện</i>	0.1	0.3	µg/L	
19. Ceftiofur (sum of ceftiofur, desfuroylceftiofur and metabolites convertible to desfuroylceftiofur by dithioerythritol, expressed as ceftiofur) <i>Ceftiofur (tổng của ceftiofur, desfuroylceftiofur và bao gồm các chất chuyển hóa khác được chuyển về desfuroylceftiofur bằng dithioerythritol, được quy về ceftiofur)</i>	CATH-LFOD-TST-SOP- 8008 <sup>(1)</sup>	Not Detected <i>Không phát hiện</i>	6	20	µg/L	
20. Colistin (sum of Colistin A and Colistin B) <i>Colistin (Tổng của Colistin A và Colistin B)</i>	CATH-LFOD-TST-SOP- 8021 <sup>(1)</sup>	Not Detected <i>Không phát hiện</i>	_(a)	_(a)	µg/L	
21. Colistin B <i>Colistin B</i>	CATH-LFOD-TST-SOP- 8021 <sup>(1)</sup>	Not Detected <i>Không phát hiện</i>	20	50	µg/L	
22. Colistin A <i>Colistin A</i>	CATH-LFOD-TST-SOP- 8021 <sup>(1)</sup>	Not Detected <i>Không phát hiện</i>	20	50	µg/L	
23. Penethamate (determined and expressed as Benzylpenicillin) <i>Penethamate (được xác định và quy về Benzylpenicillin)</i>	CATH-LFOD-TST-SOP- 8041 <sup>(1)</sup>	Not Detected <i>Không phát hiện</i>	1	3	µg/L	
24. Diminazene <i>Diminazene</i>	CATH-LFOD-TST-SOP- 8041 <sup>(1)</sup>	Not Detected <i>Không phát hiện</i>	10	30	µg/L	

**SGS Vietnam Ltd.**

198 Nguyen Thi Minh Khai St., Vo Thi Sau Ward, Dist.3, Ho Chi Minh City, Vietnam

**HCM Laboratory:** Lot III/21, St. 19/5A, Group CN III, Tan Binh IZ, Tay Thanh Ward,

Tan Phu Dist., Ho Chi Minh City, Vietnam

**Can Tho Laboratory:** Korea - VN Incubator Park in Can Tho, 8th St.,

Tra Noc 2 IZ, Phuoc Thoi Ward, O Mon Dist., Can Tho City, Vietnam

(84-28) 3935 1920 f(84-28) 3935 1921 [www.sgs.vn](http://www.sgs.vn)

This document is issued by the Company subject to its General Conditions of Service  
<http://www.sgs.com/vn/Terms-and-Conditions.aspx>. Attention is drawn to the limitations  
of liability, indemnification and jurisdictional issues established therein.

This document is to be treated as an original within the meaning of UCP 600. Any holder of  
this document is advised that information contained hereon reflects the Company's findings  
at the time of its intervention only and within the limits of client's instructions, if any. The  
Company's sole responsibility is to its Client and this document does not exonerate parties  
to a transaction from exercising all their rights and obligations under the transaction  
documents. Any unauthorized alteration, forgery or falsification of the content or  
appearance of this document is unlawful and offenders may be prosecuted to the fullest  
extent of the law.





Report N°: 0000472126

Page N° 4/9

Analyte Chỉ tiêu phân tích	Method Phương pháp	Result Kết quả	LOD	LOQ	Unit Đơn vị	Remark Chú thích
25. Isometamidium <i>Isometamidium</i>	CATH-LFOD-TST-SOP- 8041 <sup>(1)</sup>	Not Detected <i>Không phát hiện</i>	10	30	µg/L	
26. Pirlimycin <i>Pirlimycin</i>	CATH-LFOD-TST-SOP- 8041 <sup>(1)</sup>	Not Detected <i>Không phát hiện</i>	1	3	µg/L	
27. Spiramycin (sum of Spiramycin and Neospiramycin expressed as Spiramycin) <i>Spiramycin (tổng của Spiramycin và Neospiramycin được quy về Spiramycin)</i>	CATH-LFOD-TST-SOP- 8041 <sup>(1)</sup>	Not Detected <i>Không phát hiện</i>	_(a)	_(a)	µg/L	
28. Neospiramycin <i>Neospiramycin</i>	CATH-LFOD-TST-SOP- 8041 <sup>(1)</sup>	Not Detected <i>Không phát hiện</i>	10	30	µg/L	
29. Spiramycin <i>Spiramycin</i>	CATH-LFOD-TST-SOP- 8041 <sup>(1)</sup>	Not Detected <i>Không phát hiện</i>	10	30	µg/L	
30. Tylosin <i>Tylosin</i>	CATH-LFOD-TST-SOP- 8041 <sup>(1)</sup>	Not Detected <i>Không phát hiện</i>	1	3	µg/L	
31. Lincomycin <i>Lincomycin</i>	CATH-LFOD-TST-SOP- 8041 <sup>(1)</sup>	Not Detected <i>Không phát hiện</i>	1	3	µg/kg	
32. Amoxicillin <i>Amoxicillin</i>	CATH-LFOD-TST-SOP- 8041 <sup>(1)</sup>	Not Detected <i>Không phát hiện</i>	1	3	µg/kg	
33. Albendazole <i>Albendazole</i>	CATH-LFOD-TST-SOP- 8042 <sup>(1)</sup>	Not Detected <i>Không phát hiện</i>	0.3	1	µg/L	
34. Doramectin <i>Doramectin</i>	CATH-LFOD-TST-SOP- 8042 <sup>(1)</sup>	Not Detected <i>Không phát hiện</i>	2	5	µg/L	
35. Febantel <i>Febantel</i>	CATH-LFOD-TST-SOP- 8042 <sup>(1)</sup>	Not Detected <i>Không phát hiện</i>	0.3	1	µg/L	
36. Fenbendazole (sum of fenbendazole, oxfendazole and oxfendazole sulfone, expressed as oxfendazole sulfone) <i>Fenbendazole (tổng của fenbendazole, oxfendazole and oxfendazole sulfone, quy về oxfendazole sulfone)</i>	CATH-LFOD-TST-SOP- 8042 <sup>(1)</sup>	Not Detected <i>Không phát hiện</i>	_(a)	_(a)	µg/L	
37. Fenbendazole <i>Fenbendazole</i>	CATH-LFOD-TST-SOP- 8042 <sup>(1)</sup>	Not Detected <i>Không phát hiện</i>	0.3	1	µg/L	
38. Oxfendazole <i>Oxfendazole</i>	CATH-LFOD-TST-SOP- 8042 <sup>(1)</sup>	Not Detected <i>Không phát hiện</i>	0.3	1	µg/L	

S-C.T.  
TY  
NAM  
HỮU HẠN  
5 CHỈ M

# SGS Vietnam Ltd.

198 Nguyen Thi Minh Khai St., Vo Thi Sau Ward, Dist.3, Ho Chi Minh City, Vietnam

**HCM Laboratory:** Lot III/21, St. 19/5A, Group CN III, Tan Binh IZ, Tay Thanh Ward,

Tan Phu Dist., Ho Chi Minh City, Vietnam

**Can Tho Laboratory:** Korea - VN Incubator Park in Can Tho, 8th St.,

Tra Noc 2 IZ, Phuoc Thoi Ward, O Mon Dist., Can Tho City, Vietnam

t(84-28) 3935 1920 f(84-28) 3935 1921 [www.sgs.vn](http://www.sgs.vn)

This document is issued by the Company subject to its General Conditions of Service <http://www.sgs.com/en/Terms-and-Conditions.aspx>. Attention is drawn to the limitations of liability, indemnification and jurisdictional issues established therein.

This document is to be treated as an original within the meaning of UCP 600. Any holder of this document is advised that information contained hereon reflects the Company's findings at the time of its intervention only and within the limits of client's instructions, if any. The Company's sole responsibility is to its Client and this document does not exonerate parties to a transaction from exercising all their rights and obligations under the transaction documents. Any unauthorized alteration, forgery or falsification of the content or appearance of this document is unlawful and offenders may be prosecuted to the fullest extent of the law.





Report N°: 0000472126

Page N° 5/9

Analyte Chỉ tiêu phân tích	Method Phương pháp	Result Kết quả	LOD	LOQ	Unit Đơn vị	Remark Chú thích
39. Oxfendazole sulfone <i>Oxfendazole sulfone</i>	CATH-LFOD-TST-SOP- 8042 <sup>(1)</sup>	Not Detected <i>Không phát hiện</i>	0.3	1	µg/L	
40. Imidocarb <i>Imidocarb</i>	CATH-LFOD-TST-SOP- 8042 <sup>(1)</sup>	Not Detected <i>Không phát hiện</i>	0.3	1	µg/L	
41. Ivermectin (22,23-dihydro-avermectin B1a) <i>Ivermectin</i> (22,23-dihydro-avermectin B1a)	CATH-LFOD-TST-SOP- 8042 <sup>(1)</sup>	Not Detected <i>Không phát hiện</i>	2	5	µg/L	
42. Monensin <i>Monensin</i>	CATH-LFOD-TST-SOP- 8042 <sup>(1)</sup>	Not Detected <i>Không phát hiện</i>	0.3	1	µg/L	
43. Thiabendazole (sum of Thiabendazole and 5-hydroxy-Thiabendazole) <i>Thiabendazole (tổng của Thiabendazole và 5-hydroxy-Thiabendazole)</i>	CATH-LFOD-TST-SOP- 8042 <sup>(1)</sup>	Not Detected <i>Không phát hiện</i>	_(a)	_(a)	µg/L	
44. Thiabendazole <i>Thiabendazole</i>	CATH-LFOD-TST-SOP- 8042 <sup>(1)</sup>	Not Detected <i>Không phát hiện</i>	1	3	µg/L	
45. Thiabendazole, 5-hydroxy- <i>Thiabendazole, 5-hydroxy-</i>	CATH-LFOD-TST-SOP- 8042 <sup>(1)</sup>	Not Detected <i>Không phát hiện</i>	1	3	µg/L	
46. Trichlorfon (Dipterex) <i>Trichlorfon (Dipterex)</i>	CATH-LFOD-TST-SOP- 8042 <sup>(1)</sup>	Not Detected <i>Không phát hiện</i>	0.3	1	µg/L	
47. Eprinomectin (determined and expressed as Eprinomectin B1a) <i>Eprinomectin (được xác định và quy về Eprinomectin B1a)</i>	CATH-LFOD-TST-SOP- 8042 <sup>(1)</sup>	Not Detected <i>Không phát hiện</i>	3	10	µg/L	
48. Sulfamethazine (Sulfadimidine) <i>Sulfamethazine (Sulfadimidine)</i>	CATH-LFOD-TST-SOP- 8042 <sup>(1)</sup>	Not Detected <i>Không phát hiện</i>	1	3	µg/L	
49. Clenbuterol <i>Clenbuterol</i>	CATH-LFOD-TST-SOP- 8000 <sup>(1)</sup>	Not Detected <i>Không phát hiện</i>	0.02	0.05	µg/L	
50. Chlortetracycline (CTC) <i>Chlortetracycline (CTC)</i>	CATH-LFOD-TST- SOP-8015 <sup>(1)</sup>	Not Detected <i>Không phát hiện</i>	0.5	1.5	µg/L	
51. Oxytetracycline (OTC) <i>Oxytetracycline (OTC)</i>	CATH-LFOD-TST- SOP-8015 <sup>(1)</sup>	Not Detected <i>Không phát hiện</i>	0.3	1	µg/L	
52. Tetracycline (TC) <i>Tetracycline (TC)</i>	CATH-LFOD-TST- SOP-8015 <sup>(1)</sup>	Not Detected <i>Không phát hiện</i>	0.3	1	µg/L	
53. Arsenic (As) <i>Asen</i>	AOAC 2013.06	Not Detected <i>Không phát hiện</i>	-	0.01	mg/L	

**SGS Vietnam Ltd.**

198 Nguyen Thi Minh Khai St., Vo Thi Sau Ward, Dist.3, Ho Chi Minh City, Vietnam

**HCM Laboratory:** Lot III/21, St. 19/5A, Group CN III, Tân Bình IZ, Tây Thanh Ward,

Tân Phú Dist., Ho Chi Minh City, Vietnam

**Can Tho Laboratory:** Korea - VN Incubator Park in Can Tho, 8th St.,

Tra Noc 2 IZ, Phuoc Thoi Ward, O Mon Dist., Can Tho City, Vietnam

(84-28) 3935 1920 f(84-28) 3935 1921 [www.sgs.vn](http://www.sgs.vn)

This document is issued by the Company subject to its General Conditions of Service <http://www.sgs.com/en/Terms-and-Conditions.aspx>. Attention is drawn to the limitations of liability, indemnification and jurisdictional issues established therein.

This document is to be treated as an original within the meaning of UCP 600. Any holder of this document is advised that information contained hereon reflects the Company's findings at the time of its intervention only and within the limits of client's instructions, if any. The Company's sole responsibility is to its Client and this document does not exonerate parties to a transaction from exercising all their rights and obligations under the transaction documents. Any unauthorized alteration, forgery or falsification of the content or appearance of this document is unlawful and offenders may be prosecuted to the fullest extent of the law.



Analyte Chỉ tiêu phân tích	Method Phương pháp	Result Kết quả	LOD	LOQ	Unit Đơn vị	Remark Chú thích
54. Cadmium (Cd) <i>Cadimi</i>	AOAC 2013.06	Not Detected <i>Không phát hiện</i>	-	0.005	mg/L	
55. Mercury (Hg) <i>Thủy ngân</i>	AOAC 2013.06	Not Detected <i>Không phát hiện</i>	-	0.01	mg/L	
56. Lead (Pb) <i>Chì</i>	AOAC 2013.06	Not Detected <i>Không phát hiện</i>	-	0.01	mg/L	
57. Pesticides by LC & GC-MS/MS <sup>(w)</sup> <i>Thuốc bảo vệ thực vật bởi LC &amp; GC-MS/MS</i>	Refer to the note <i>Tham khảo phần ghi chú</i>	Not Detected <i>Không phát hiện</i>	-	-	mg/kg	

**Note/Ghi chú:**

- All methods were accredited with ISO 17025 by BoA or AOSC (without or with a triangle symbol (Δ) after the methods, respectively), except for the methods/analytes marked with an asterisk (\*).  
*Tất cả phương pháp được công nhận ISO 17025 bởi BoA hoặc AOSC (không có hoặc có kí hiệu hình tam giác (Δ) tương ứng ngay sau phương pháp), ngoại trừ những phương pháp/chỉ tiêu được đánh dấu một sao (\*).*
- All methods were performed by SGS Vietnam Ltd (the ones marked with the superscript number one (¹) were performed by SGS Can Tho Lab), except for the ones that were done by subcontractors (their names were mentioned in the parentheses after the method) and marked with two asterisks (\*\*) after the analyte name.  
*Tất cả phương pháp thử được thực hiện bởi Công ty SGS Việt Nam TNHH (phương pháp được đánh dấu với chữ số một bên trên (¹) được thực hiện bởi PTN SGS Cần Thơ), trừ các phương pháp được thực hiện bởi nhà thầu phụ (tên nhà thầu phụ được đề cập trong ngoặc đơn ngay sau phương pháp) và được đánh dấu hai sao (\*\*) sau tên chỉ tiêu.*
- All methods (e.g.: AOAC, AOCS, AACC, AAFCO, SMEVW, CMMEF, SGS Laboratory developed method...) not stated with the published year were on the latest version at the time the tests were conducted.  
*Tất cả các phương pháp (như AOAC, AOCS, AACC, AAFCO, SMEVW, CMMEF, phương pháp thử nội bộ...) không được công bố năm ban hành đều là phiên bản mới nhất tại thời điểm kiểm nghiệm.*
- Testing time of all analytes was stated in the "Testing Period" (page 1) unless specified separately.  
*Thời gian thử nghiệm của tất cả chỉ tiêu phân tích được đề cập tại "Thời gian thử nghiệm" (trang 1) trừ khi được chỉ rõ riêng.*
- (w) Values below or equal to limit of detection, unless listed above. The test items are listed in the annex enclosed.  
*(w) Nếu không được liệt kê bên trên thì những chất được kiểm nghiệm nhỏ hơn hoặc bằng giới hạn phát hiện. Các chỉ tiêu thử nghiệm được liệt kê trong phụ lục kèm theo.*
- LOD = Limit of Detection. LOD is referred to the estimated Level of Detection at 50% of probability of detection (eLOD50) when applied to the qualitative microbiological analytes, Probability of Detection (POD) when applied to qualitative chemical analytes, or Probability of Identification (POI) when applied to identification analytes. The result of the analyte with the concentration below or equal to LOD is reported as Not Detected.  
*LOD = Giới hạn phát hiện. LOD ứng với mức phát hiện ước lượng mà 50% các phép thử nghiệm cho kết quả dương tính (eLOD50) khi áp dụng cho chỉ tiêu vi sinh định tính, khả năng phát hiện (POD) khi áp dụng cho chỉ tiêu hóa định tính hoặc khả năng định danh (POI) khi áp dụng cho chỉ tiêu nhận danh. Kết quả chất phân tích nhỏ hơn hoặc bằng LOD được báo cáo là Không phát hiện.*

LOQ = Limit of Quantification. When the chemical analyte is detected but its concentration is below limit of quantitation (LOQ), the result is reported as <LOQ; except for metal analytes that are reported as Not Detected. If the quantifiable result was calculated from individual analytes, it was done using unrounded single values without the ones below LOQ, or it was expressed as less than the sum of the individual LOQs of detected analytes when the concentration of all detected analytes was <LOQ. For microbiological analytes, according to the plate count testing method with the initial dilution factor of 10, the result of the sample that the relevant colonies were not formed was reported as <10 cfu/g (or <10 cfu/mL) if 1 mL of the diluted solution was incubated or <1 cfu/g (or <1 cfu/mL) if 10 mL of the diluted solution was incubated, <100 cfu/g (or <100 cfu/mL) for samples with further dilution of 10, <1 cfu/mL for pipettable samples without dilution, <10 cfu/sample (or <10 cfu/swab) for hygiene environment samples that are required to report on whole tested samples, or <10 cfu/area for hygiene environment samples that are required to report on specific area; according to the membrane filter method without further dilution, the result of the sample that the relevant colonies were not formed was reported as <1 cfu per sample volume tested; according to MPN technique if there were no suspected reactions after required incubation period, the result was negative and reported as 0 MPN/g (or 0 MPN/mL) for samples without further dilution (i.e. sample amount of 1 g (or 1 mL) in the series of the highest concentration tubes), 0 MPN/0.1g (or 0 MPN/0.1mL) for samples with further dilution of 10 (i.e. sample amount of 0.1 g (or 0.1 mL) in the series of the highest concentration tubes), or <1.8 MPN/100mL for water samples (i.e. sample amount of 10 mL in the series of the highest concentration tubes).

**SGS Vietnam Ltd.**

198 Nguyen Thi Minh Khai St., Vo Thi Sau Ward, Dist.3, Ho Chi Minh City, Vietnam  
**HCM Laboratory:** Lot III/21, St. 19/5A, Group CN III, Tan Binh IZ, Tay Thanh Ward, Tan Phu Dist., Ho Chi Minh City, Vietnam  
**Can Tho Laboratory:** Korea - VN Incubator Park in Can Tho, 8th St., Tra Noc 2 IZ, Phuoc Thoi Ward, O Mon Dist., Can Tho City, Vietnam  
 ((84-28) 3935 1920 f(84-28) 3935 1921 [www.sgs.vn](http://www.sgs.vn))

This document is issued by the Company subject to its General Conditions of Service <http://www.sgs.com/en/Terms-and-Conditions.aspx>. Attention is drawn to the limitations of liability, indemnification and jurisdictional issues established therein.  
 This document is to be treated as an original within the meaning of UCP 600. Any holder of this document is advised that information contained hereon reflects the Company's findings at the time of its intervention only and within the limits of client's instructions, if any. The Company's sole responsibility is to its Client and this document does not exonerate parties to a transaction from exercising all their rights and obligations under the transaction documents. Any unauthorized alteration, forgery or falsification of the content or appearance of this document is unlawful and offenders may be prosecuted to the fullest extent of the law.





Report N°: 0000472126

Page N° 7/9

hiện là <LOQ; ngoại trừ các chỉ tiêu kim loại thì kết quả được thể hiện là Không phát hiện. Nếu kết quả có thể định lượng được tính từ các chất phân tích riêng lẻ, nó được thực hiện từ các giá trị đơn lẻ chưa được làm tròn và không bao gồm các giá trị nhỏ hơn giới hạn định lượng, hoặc được biểu thị dưới dạng nhỏ hơn tổng của các LOQ riêng lẻ của các chất phân tích phát hiện khi nồng độ tất cả các chất phát hiện đều <LOQ. Đối với chỉ tiêu phân tích vi sinh, theo phương pháp thử nghiệm đổ đĩa với hệ số pha loãng ban đầu là 10, mẫu không phát hiện khuẩn lạc được trả kết quả <10 cfu/g (hoặc <10 cfu/mL) nếu 1 mL dịch pha loãng đã được ủ hoặc <1 cfu/g (hoặc <1 cfu/mL) nếu 10 mL dịch pha loãng mẫu được ủ, <100 cfu/g (hoặc <100 cfu/mL) đối với mẫu pha loãng thêm 10 lần, <1 cfu/mL đối với mẫu có thể rút được mà không pha loãng, <10 cfu/mẫu (hoặc <10 cfu/swab) đối với mẫu vệ sinh công nghiệp yêu cầu báo cáo trên toàn bộ mẫu được kiểm, hoặc <10 cfu/diện tích đối với mẫu vệ sinh công nghiệp yêu cầu báo cáo trên diện tích cụ thể; theo phương pháp lọc mà không pha loãng thêm, mẫu không phát hiện khuẩn lạc được trả kết quả <1 cfu/thể tích mẫu được kiểm; theo kỹ thuật đếm số có xác suất lớn nhất, nếu không có bất kì phản ứng nào nghi ngờ sau khoảng thời gian ủ qui định, kết quả là âm tính và báo cáo được thể hiện là 0 MPN/g (hoặc 0 MPN/mL) với mẫu không pha loãng thêm (tương ứng với hàm lượng mẫu 1 g (hoặc 1 mL) ở dãy ống có nồng độ cao nhất), 0 MPN/0.1g (hoặc 0 MPN/0.1mL) với mẫu đã được pha loãng 10 lần (tương ứng với hàm lượng mẫu 0.1 g (hoặc 0.1 mL) ở dãy ống có nồng độ cao nhất) hoặc <1.8 MPN/100mL với nền mẫu nước (tương ứng với hàm lượng mẫu 10 mL ở dãy ống có nồng độ cao nhất).

\_(a) Refer to LOD/LOQ of the individual analytes that were used to calculate the sum analyte.

\_(a) Tham khảo LOD/LOQ của từng chất riêng lẻ tương ứng được dùng để tính chỉ tiêu tổng.

■ Analysis method/ Phương pháp kiểm nghiệm:

- QuPpe-PO Method (EURL-SRM ver 12.2, 2023) (Chlormequat (sum), Ethephon)
- EN 15662:2018 (Others)

**SGS Vietnam Ltd.**

198 Nguyen Thi Minh Khai St., Vo Thi Sau Ward, Dist.3, Ho Chi Minh City, Vietnam

**HCM Laboratory:** Lot III/21, St. 19/5A, Group CN III, Tan Binh IZ, Tay Thanh Ward,

Tan Phu Dist., Ho Chi Minh City, Vietnam

**Can Tho Laboratory:** Korea - VN Incubator Park in Can Tho, 8th St.,

Tra Noc 2 IZ, Phuoc Thoi Ward, O Mon Dist., Can Tho City, Vietnam

t(84-28) 3935 1920 f(84-28) 3935 1921 [www.sgs.vn](http://www.sgs.vn)

This document is issued by the Company subject to its General Conditions of Service <<http://www.sgs.com/en/Terms-and-Conditions.aspx>>. Attention is drawn to the limitations of liability, indemnification and jurisdictional issues established therein.

This document is to be treated as an original within the meaning of UCP 600. Any holder of this document is advised that information contained hereon reflects the Company's findings at the time of its intervention only and within the limits of client's instructions, if any. The Company's sole responsibility is to its Client and this document does not exonerate parties to a transaction from exercising all their rights and obligations under the transaction documents. Any unauthorized alteration, forgery or falsification of the content or appearance of this document is unlawful and offenders may be prosecuted to the fullest extent of the law.





Report N°: 0000472126

Page N° 8/9

## PESTICIDES LIST ANNEX/ PHỤ LỤC DANH MỤC THUỐC BẢO VỆ THỰC VẬT:

Unit/ Đơn vị: mg/kg

No	Name	CAS No.	LOD	LOQ
1	Abamectin B1a (sum of Avermectin B1a and 8,9-Z-Abamectin B1a expressed as Abamectin B1a) <sup>(*)</sup>	65195-55-3	0.001	0.002
3	Aldrin and Dieldrin (sum, expressed as dieldrin)	309-00-2	...(a)	...(a)
5	Chlordane, cis- <sup>(*)</sup>	5103-71-9	0.0003	0.001
7	Chlormequat (Sum of Chlormequat and its salts, expressed as Chlormequat-Chloride)	7003-89-6	0.003	0.01
9	Cyfluthrin (sum of isomers)	68359-37-5	0.002	0.005
11	Cypermethrin (sum of isomers)	52315-07-8	0.002	0.005
13	DDT (sum of p,p'-DDT, o,p'-DDT, p,p'-DDE and p,p'-TDE (DDD) expressed as DDT)	50-29-3, 789-02-6, 72-55-9 & 72-54-8	...(a)	...(a)
15	DDT-p,p'-	50-29-3	0.002	0.005
17	Demeton-S <sup>(*)</sup>	126-75-0	0.003	0.01
19	Demeton-S-sulfoxide	2496-92-6	0.002	0.005
21	Dimethoate	60-51-5	0.002	0.005
23	Disulfoton (sum of disulfoton, demeton-S and their sulphoxides and sulphones, expressed as disulfoton) <sup>(*)</sup>	298-04-4	...(a)	...(a)
25	Disulfoton Sulfoxide	2497-07-6	0.002	0.005
27	Endosulfan I	959-98-8	0.003	0.01
29	Endosulfan sulfate	1031-07-8	0.002	0.005
31	Ethoprophos	13194-48-4	0.002	0.005
33	Fipronil (sum of fipronil and sulfone metabolite expressed as fipronil)	120068-37-3	...(a)	...(a)
35	Flumethrin <sup>(*)</sup>	69770-45-2	0.01	0.03
37	Heptachlor <sup>(*)</sup>	76-44-8	0.0003	0.001
39	Heptachlor endo-epoxide (isomer A) <sup>(*)</sup>	28044-83-9	0.0003	0.001
41	Heptachlor exo-epoxide (isomer B) <sup>(*)</sup>	1024-57-3	0.0003	0.001
43	Penconazole (sum of constituent isomers)	66246-88-6	0.002	0.005
45	Piperonyl butoxide	51-03-6	0.002	0.005
47	Spinosad (sum of spinosyn A + D)	168316-95-8	...(a)	...(a)
49	Spinosyn D	131929-63-0	0.002	0.005
51	Tebufenozide	112410-23-8	0.002	0.005

No	Name	CAS No.	LOD	LOQ
2	Aldrin <sup>(*)</sup>	309-00-2	0.001	0.003
4	Chlordane (sum of cis- and trans-chlordane) <sup>(*)</sup>	5103-71-9 & 5103-74-2	...(a)	...(a)
6	Chlordane, trans- <sup>(*)</sup>	5103-74-2	0.0003	0.001
8	Chlorpyrifos (-ethyl)	2921-88-2	0.002	0.005
10	Cyhalothrin-lambda and Cyhalothrin-gamma (sum)	91465-08-6 & 76703-62-3	2	5
12	DDE-p,p'-	72-55-9	0.002	0.005
14	DDT-o,p'-	789-02-6	0.002	0.005
16	Deltamethrin (sum of isomers)	52918-63-5	0.002	0.005
18	Demeton-S-sulfone	2496-91-5	0.002	0.005
20	Dieldrin <sup>(*)</sup>	60-57-1	0.001	0.003
22	Disulfoton	298-04-4	0.003	0.01
24	Disulfoton Sulfone	2497-06-5	0.002	0.005
26	Endosulfan (sum of endosulfan I, endosulfan II and endosulfan sulfate expressed as endosulfan)	115-29-7	...(a)	...(a)
28	Endosulfan II	33213-65-9	0.003	0.01
30	Ethephon	16672-87-0	0.003	0.01
32	Fipronil <sup>(*)</sup>	120068-37-3	0.0003	0.001
34	Fipronil Sulfone <sup>(*)</sup>	120068-36-2	0.0003	0.001
36	HCH (BHC)-gamma (Lindane)	58-89-9	0.002	0.005
38	Heptachlor (sum of heptachlor and heptachlor epoxide expressed as heptachlor)	76-44-8	...(a)	...(a)
40	Heptachlor epoxide (sum of isomer A and B)	76-44-8	...(a)	...(a)
42	Methamidophos	10265-92-6	0.002	0.005
44	Phenylphenol, 2- (sum of 2-phenylphenol and its salts, expressed as 2-phenylphenol)	90-43-7	0.002	0.005
46	Propargite	2312-35-8	0.002	0.005
48	Spinosyn A	131929-60-7	0.002	0.005
50	TDE (DDD), p,p'-	72-54-8	0.002	0.005

REPORT RESULTS REFER TO SUBMITTED SAMPLE(S) ONLY AND SUCH SAMPLE(S) ARE RETAINED FOR 15 DAYS ONLY IF THERE ARE NO OTHER SPECIFIC STATEMENTS

Kết quả phân tích chỉ có giá trị trên mẫu đã nhận tại phòng thí nghiệm và mẫu được lưu trữ trong vòng 15 ngày nếu không có thông báo đặc biệt khác

This report cancels and supersedes the report No. 0000472021 – Date: 25/03/2024 issued by SGS Vietnam Ltd.

Báo cáo này hủy bỏ và thay thế cho báo cáo có mã số 0000472021 – Ngày: 25/03/2024 được phát hành bởi Công ty SGS Việt Nam TNHH.

\*\*\* END OF THE REPORT \*\*\*

## SGS Vietnam Ltd.

198 Nguyen Thi Minh Khai St., Vo Thi Sau Ward, Dist.3, Ho Chi Minh City, Vietnam

HCM Laboratory: Lot III/21, St. 19/5A, Group CN III, Tan Binh IZ, Tay Thanh Ward,

Tan Phu Dist., Ho Chi Minh City, Vietnam

Can Tho Laboratory: Korea - VN Incubator Park in Can Tho, 8th St.,

Tra Noc 2 IZ, Phuoc Thoi Ward, O Mon Dist., Can Tho City, Vietnam

t(84-28) 3935 1920 f(84-28) 3935 1921 [www.sgs.vn](http://www.sgs.vn)

This document is issued by the Company subject to its General Conditions of Service <http://www.sgs.com/en/Terms-and-Conditions.aspx>. Attention is drawn to the limitations of liability, indemnification and jurisdictional issues established therein.

This document is to be treated as an original within the meaning of UCP 600. Any holder of this document is advised that information contained hereon reflects the Company's findings at the time of its intervention only and within the limits of client's instructions, if any. The Company's sole responsibility is to its Client and this document does not exonerate parties to a transaction from exercising all their rights and obligations under the transaction documents. Any unauthorized alteration, forgery or falsification of the content or appearance of this document is unlawful and offenders may be prosecuted to the fullest extent of the law.





Report N°: 0000472126

Page N° 9/9

Signed for and on behalf of  
**SGS Vietnam LTD**  
Thay Mặt Công ty SGS Việt Nam  
Lâm Văn Xự



**Lâm Văn Xự**  
Giám Đốc Ngành Sức Khỏe Và Dinh Dưỡng



#### SGS Vietnam Ltd.

198 Nguyen Thi Minh Khai St., Vo Thi Sau Ward, Dist.3, Ho Chi Minh City, Vietnam

**HCM Laboratory:** Lot III/21, St. 19/5A, Group CN III, Tan Binh IZ, Tay Thanh Ward, Tan Phu Dist., Ho Chi Minh City, Vietnam

**Can Tho Laboratory:** Korea - VN Incubator Park in Can Tho, 8th St.,

Tra Noc 2 IZ, Phuoc Thoi Ward, O Mon Dist., Can Tho City, Vietnam

t(84-28) 3935 1920 f(84-28) 3935 1921 [www.sgs.vn](http://www.sgs.vn)

This document is issued by the Company subject to its General Conditions of Service <http://www.sgs.com/en/Terms-and-Conditions.aspx>. Attention is drawn to the limitations of liability, indemnification and jurisdictional issues established therein.

This document is to be treated as an original within the meaning of UCP 600. Any holder of this document is advised that information contained hereon reflects the Company's findings at the time of its intervention only and within the limits of client's instructions, if any. The Company's sole responsibility is to its Client and this document does not exonerate parties to a transaction from exercising all their rights and obligations under the transaction documents. Any unauthorized alteration, forgery or falsification of the content or appearance of this document is unlawful and offenders may be prosecuted to the fullest extent of the law.